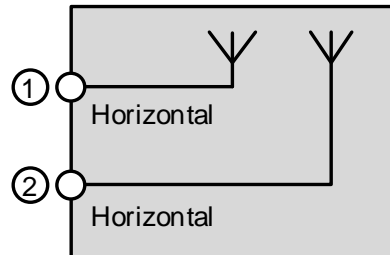


Thin HH-Pol Omni Antenna, 694MHz-4000MHz



not binding



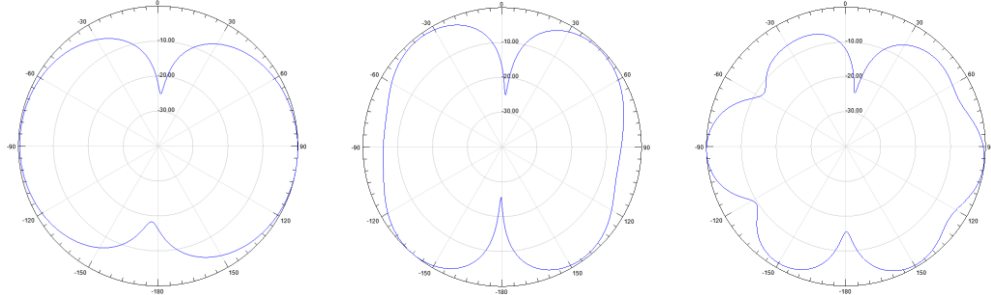
block diagram

Part number		BN A77147				
Connector		2 x 4.3-10 female (50 Ω)				
Frequency range, [MHz]		694-806	806-960	1350-1550	1710-2700	3300-4000
Gain, [dBi]		1.5±0.5	2.2±0.5	3.5±0.5	4.5±1.0	6.0±1.0
Polarization		Dual Horizontal				
Beam width	Horizontal, [deg]	360				
	Vertical, [deg]	100-220		70-160		40-95
VSWR		≤1.8	≤1.8	≤2.0	≤1.8	≤1.8
Isolation, [dB]		≥16	≥16	≥15	≥20	≥25
Intermodulation (IM3) @ 2x 20 W, [dBc]		≤-153				
Input power, [W]		max. 50 per port.				
Degree of protection		Indoor / IP54				
Weight, without Mounting Kit, [kg]		0.5				
Radome Material and Color		ABS, White, RAL9003				
Temperature range, [°C]		-55 – +60				
Dimensions, [mm]		Ø266 x 18				
Operational Humidity		<95%				
RoHS		Compliant				
Flammability rating		UL 94-V0				
Fire load, [kWh]		3.63				
Installation instructions		M36535				
Mounting Kit		Ceiling ¹⁾ , via hole(standard)				

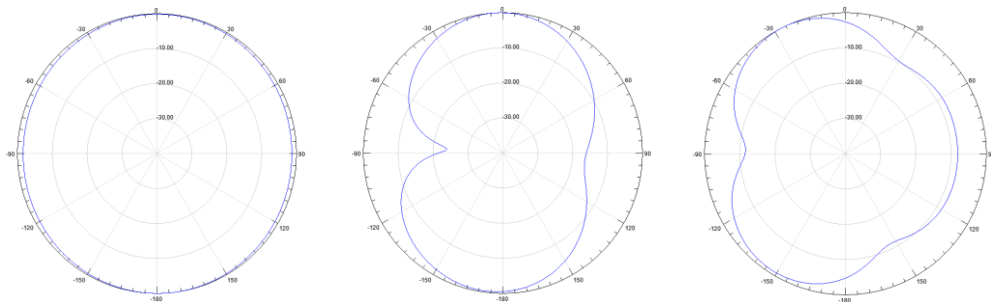
¹⁾ The installation of thin antennas is not recommended for metal ceilings.

Radiation pattern:

Horizontal pattern



Vertical pattern

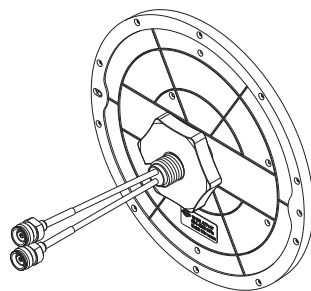
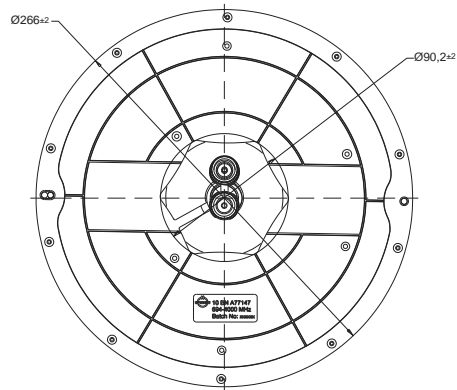
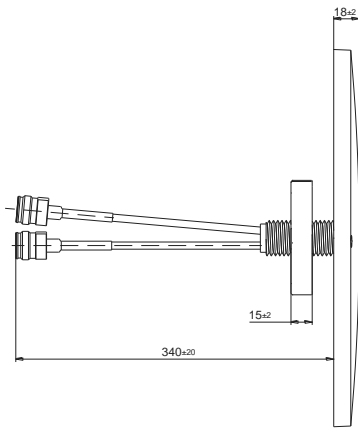


900MHz

1710MHz

2500MHz

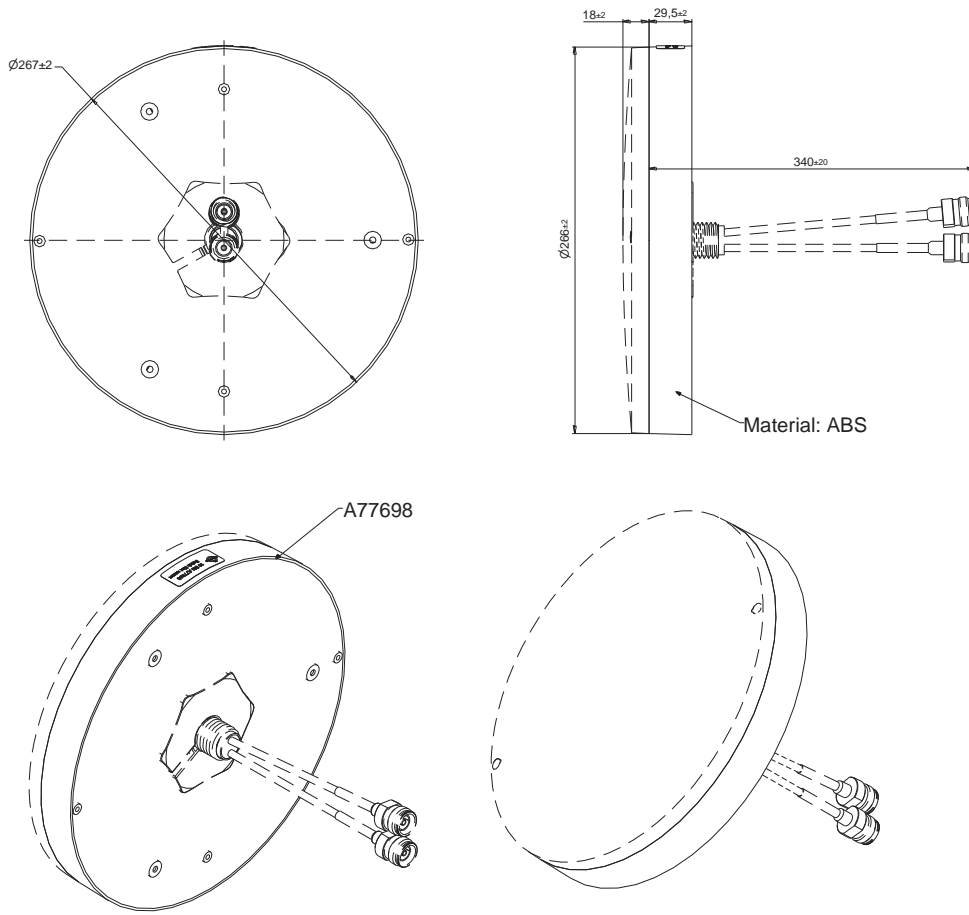
Dimensions and mounting:



Standard:

4.3-10 female (50 ohms): IEC 61169-54

Absorbing/Mounting accessory BN A77698 (optional)



Subject to change without notice