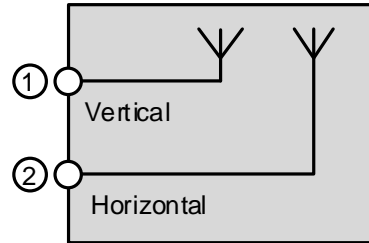


MIMO VH-Pol Omni Antenna, 698MHz-4300MHz



not binding



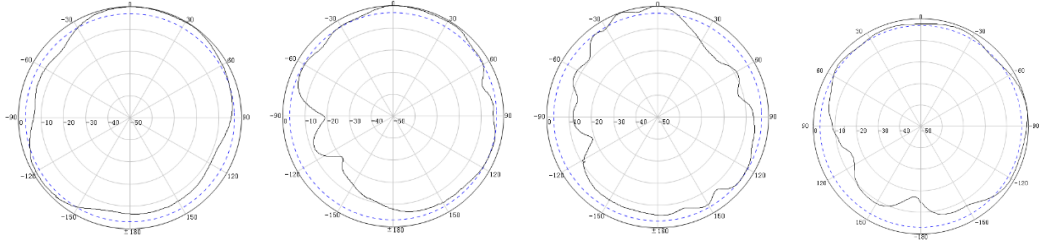
block diagram

Part number		BN A77142C0001			
Connector		2 x 4.3-10 female (50 Ω)			
Frequency range, [MHz]		698-806	806-960	1710-2700	3400-4300
Gain, [dBi]		3.0±0.5	3.5±0.5	4.5±1.0	5.0±1.0
Polarization		Vertical and Horizontal			
Beam width	Horizontal, [deg]	360			
	Vertical, (Typical), [deg]	90	85	45	35
Isolation, [dB]		>17	>17	>20	>25
VSWR		≤2.0			
Intermodulation (IM3) @ 2x 20 W, [dBc]		≤-150			
Input power, [W]		max. 50 per port.			
Degree of protection		Indoor / IP54			
Weight, without Mounting Kit, [kg]		0.5			
Radome Material and Color		ABS, White, RAL9003			
Temperature range, [°C]		-55 – +60			
Dimensions, [mm]		Ø218 x 40			
Operational Humidity		<95%			
RoHS		Compliant			
Flammability rating		UL 94-V0			
Fire load, [kWh]		2.72			
Installation instructions		M36535			
Mounting Kit		Ceiling ¹⁾ , via hole(standard)			

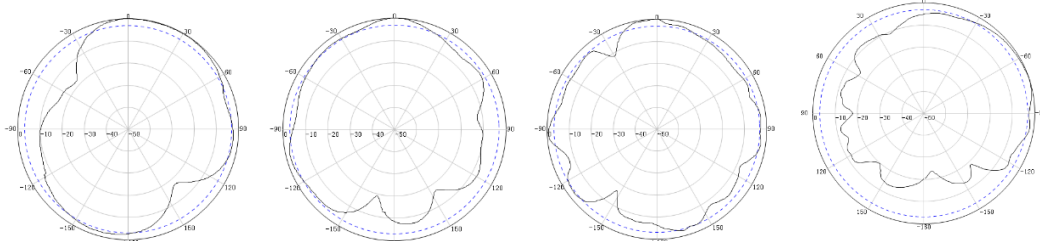
¹⁾ The installation of thin antennas is not recommended for metal ceilings.

Radiation pattern:

Horizontal pattern



Vertical pattern



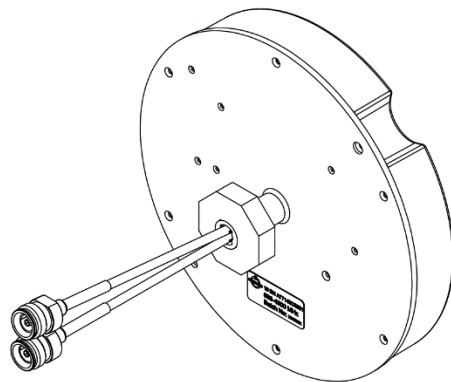
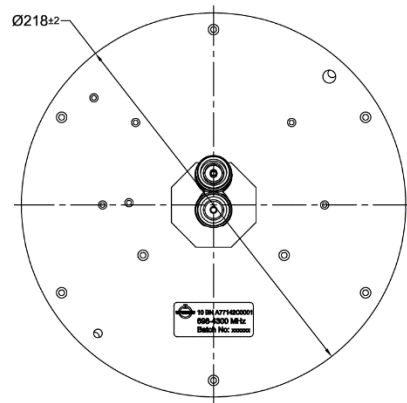
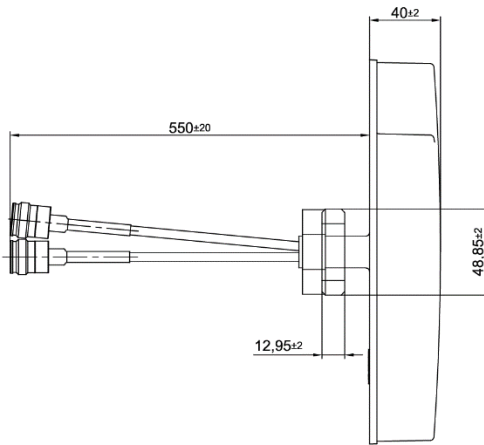
698-960MHz

1710-2170MHz

2170-2700MHz

3500MHz

Dimensions and mounting:

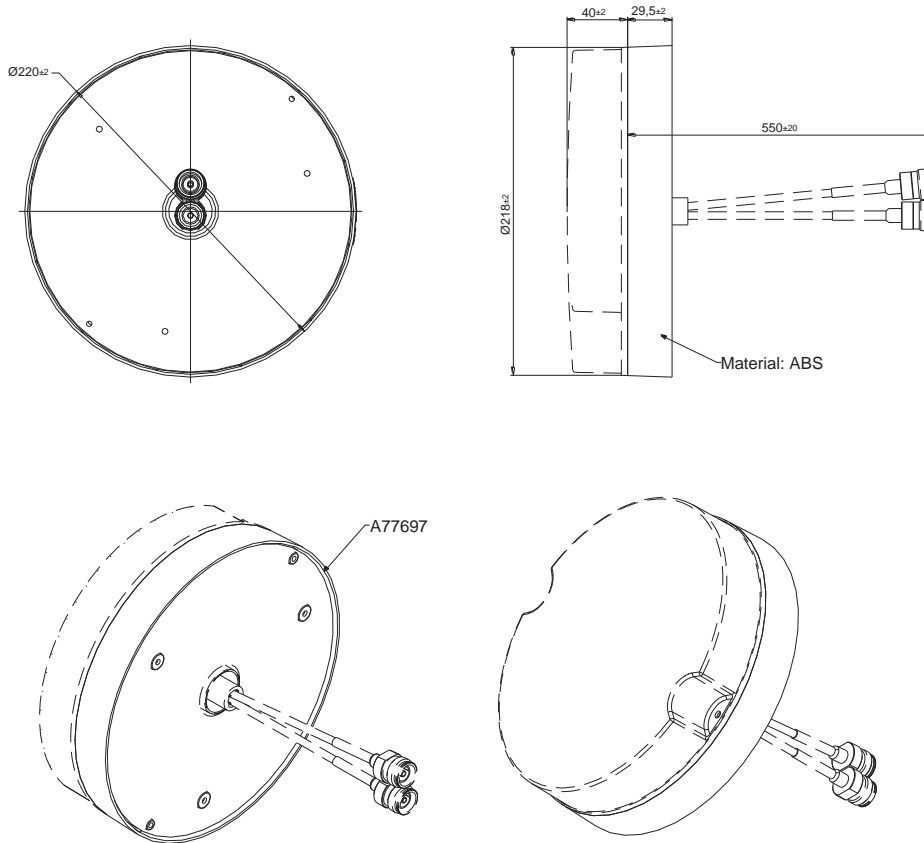


Standard:

4.3-10 female (50 ohms): IEC 61169-54



Absorbing/Mounting accessory BN A77697 (optional)



Subject to change without notice

