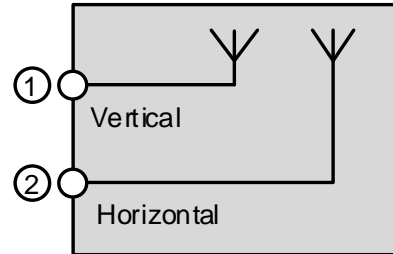




not binding

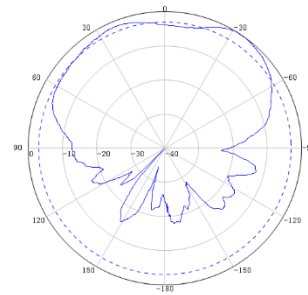
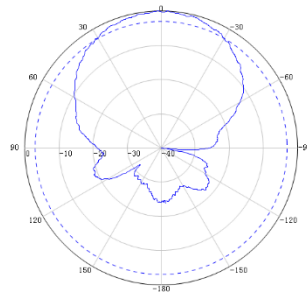
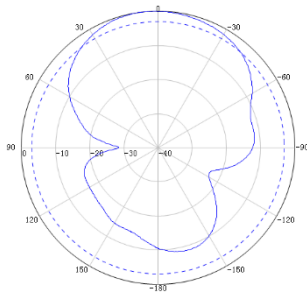


block diagram

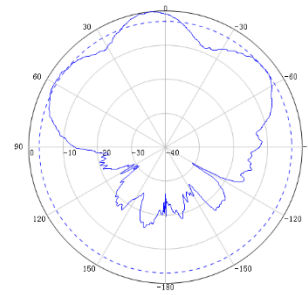
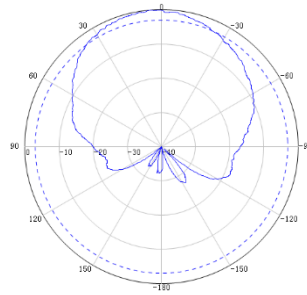
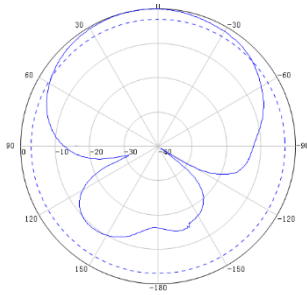
Part number		BN A77138C0001				
Connector		2 x 4.3-10 female (50 Ω)				
Frequency range, [MHz]		694-806	806-960	1427-2170	2200-2700	3400-4000
Gain, [dBi]		5±0.5	6±0.5	7±1.0	7.5±0.5	8.5±0.5
Polarization		Vertical and Horizontal				
Beamwidth (Typical)	Horizontal, [deg]	80	80	65	60	55
	Vertical, [deg]	73	70	60	60	30
Front-To-Back Ratio, [dB]		>5	>8	>10	>10	>10
VSWR		≤2.0				
Isolation, [dB]		≥16	≥16	≥20	≥20	≥25
Intermodulation (IM3) @ 2x 20 W, [dBc]		≤-153				
Input power, [W]		max. 50 per port.				
Degree of protection		Indoor / IP54				
Weight, without Mounting Kit, [kg]		1.5				
Radome Material and Color		PVC, White, RAL9003				
Temperature range, [°C]		-55 – +60				
Dimensions (H x W x D), [mm]		400 x 180 x 60				
Operational Humidity		<95%				
RoHS		Compliant				
Flammability rating		UL 94-V0				
Fire load, [kWh]		7.68				
Installation instructions		M36536				
Mounting Kit		On-wall				

Radiation pattern:

**Horizontal
pattern**



**Vertical
pattern**

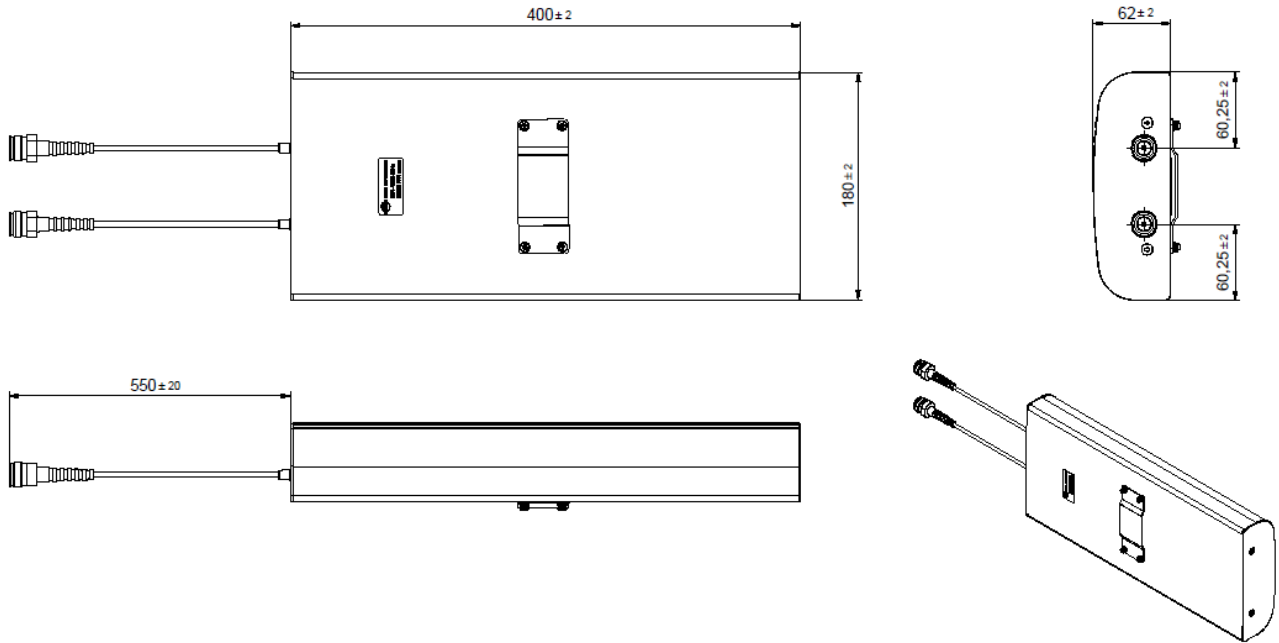


900MHz

1710MHz

3500MHz

Dimensions and mounting:



Standard:

4.3-10 female (50 ohms): IEC 61169-54

Subject to change without notice

Mounting kit:

